

Trans Madeira - Day 4

Juni 07, 2019

OVERALL RESULTS

MEN


Pos	No.	Name	Team	E1 Pos	E2 Pos	E3 Pos	E4 Pos	Total
1st	1	Emanuel Pombo		31:48.88 (1)	23:58.79 (1)	18:44.33 (1)	15:31.77 (2)	90:03.77
2nd	30	Matt Lombardi		32:15.17 (2)	25:23.76 (6)	19:30.66 (2)	15:26.45 (1)	92:36.04
3rd	3	André Bretas		32:34.87 (3)	24:32.63 (2)	19:32.37 (3)	16:49.96 (8)	93:29.83
4th	2	Ludo May		32:43.66 (5)	25:04.63 (4)	19:53.24 (4)	15:53.31 (3)	93:34.84
5th	5	Magnus Sørli		32:38.11 (4)	24:47.12 (3)	20:17.71 (6)	17:50.19 (9)	95:33.13
6th	32	Frederik Mikkelsen		33:41.37 (6)	25:50.61 (7)	20:08.36 (5)	16:43.23 (7)	96:23.57
7th	21	Renaud Havaux		34:13.72 (8)	26:01.74 (8)	20:26.13 (8)	15:59.66 (4)	96:41.25
8th	4	Andre Amodt		34:03.99 (7)	25:20.85 (5)	20:44.28 (10)	18:20.63 (12)	98:29.75
9th	6	Nate Corrigan		34:58.85 (9)	26:33.52 (10)	20:44.96 (11)	18:44.71 (15)	101:02.04
10th	8	Matt Vincent		35:56.83 (13)	26:21.37 (9)	20:31.80 (9)	18:31.19 (14)	101:21.19
11th	35	Ethan Flanigan		35:23.15 (10)	26:47.10 (11)	21:02.54 (12)	18:30.41 (13)	101:43.20
12th	19	Florian Haertinger		35:40.62 (12)	27:36.47 (14)	21:29.51 (15)	18:01.59 (11)	102:48.19
13th	33	William Laws		36:46.62 (15)	28:53.74 (17)	21:25.73 (14)	16:22.12 (6)	103:28.21
14th	11	Christoph Innerebner		35:30.63 (11)	27:12.08 (12)	21:16.69 (13)	21:08.81 (21)	105:08.21
15th	18	Daniel Schwerzler		36:20.47 (14)	29:08.56 (19)	22:25.78 (18)	20:07.31 (18)	108:02.12
16th	10	Christoph Spath		37:33.28 (18)	28:57.19 (18)	22:06.93 (17)	20:39.87 (20)	109:17.27
17th	37	Robin Bianchetti		37:53.32 (19)	29:54.04 (22)	22:41.01 (20)	19:24.25 (17)	109:52.62
18th	22	Mathias Havaux		38:21.94 (20)	30:39.58 (24)	22:42.47 (21)	19:04.08 (16)	110:48.07
19th	27	Francis Cassells		37:12.47 (17)	28:26.41 (16)	23:54.92 (23)	22:46.08 (22)	112:19.88
20th	23	Benjamin Wittorski		42:00.84 (26)	29:43.37 (21)	24:02.38 (25)	17:56.86 (10)	113:43.45
21st	12	Alexander Kipp		38:50.01 (21)	31:38.46 (26)	23:48.47 (22)	23:40.45 (24)	117:57.39
22nd	14	John Belling		39:25.04 (22)	29:22.36 (20)	26:45.95 (32)	24:56.83 (26)	120:30.18
23rd	26	Ian Pitchford		40:33.24 (24)	30:40.89 (25)	25:46.26 (28)	24:39.51 (25)	121:39.90
24th	16	Johan Nielsen		41:42.20 (25)	33:43.04 (29)	24:13.80 (26)	24:59.06 (27)	124:38.10
25th	7	Pascal Richner		44:40.01 (30)	36:32.34 (33)	25:38.10 (27)	25:01.87 (28)	131:52.32
26th	34	Rob Holloway		42:54.19 (27)	34:46.81 (32)	26:02.74 (30)	30:03.22 (30)	133:46.96
27th	17	Niklas Rothärmel		44:20.46 (29)	34:21.41 (31)	26:42.03 (31)	28:32.91 (29)	133:56.81
28th	36	Alex Beggi		43:58.74 (28)	32:44.94 (28)	26:01.46 (29)	34:29.79 (31)	137:14.93
	25	Joe Groves		DNF	37:16.69 (34)	28:51.42 (33)	39:09.39 (32)	-
	31	Stefan Schenk		DNF	DNS	DNS	DNF	-
	20	James Taormina		DNS	28:12.15 (15)	22:30.42 (19)	23:18.88 (23)	-
	9	Maximilian Dörfer		DNS	DNS	DNS	DNS	-
	38	Jeffrey Schmaus		DNS	34:07.60 (30)	24:00.26 (24)	20:33.05 (19)	-
	13	Jochen Häberle		36:46.89 (16)	30:07.00 (23)	22:03.70 (16)	DNS	-
	29	Christoph Schneider		40:16.31 (23)	32:01.85 (27)	DNS	DNS	-
	15	Paul Walter		46:04.44 (31)	38:59.60 (35)	DNF	DNS	-
	28	David Schneider		DNF	DNS	DNS	DNS	-
	24	Aiken Collinge		DNF	27:31.73 (13)	20:24.14 (7)	16:12.15 (5)	-

Trans Madeira - Day 4

Juni 07, 2019

OVERALL RESULTS

MEN30













Pos	No.	Name	Team	E1 Pos	E2 Pos	E3 Pos	E4 Pos	Total
1st	72	Franck Kirscher		<u>32:36.96</u> (1)	<u>24:28.30</u> (1)	20:40.74 (5)	<u>16:02.73</u> (1)	93:48.73
2nd	39	Leo Kokkonen		33:13.31 (2)	25:17.98 (3)	19:53.17 (3)	16:23.76 (2)	94:48.22
3rd	46	Anders Skarstein		33:21.20 (3)	24:56.51 (2)	<u>19:26.73</u> (1)	17:11.65 (4)	94:56.09
4th	76	Dominic Balz		34:29.50 (5)	25:53.08 (4)	19:51.57 (2)	16:43.76 (3)	96:57.91
5th	86	Christoffer Brochs		34:37.81 (6)	26:00.06 (5)	20:41.66 (6)	17:14.60 (5)	98:34.13
6th	87	Oli Carter		34:26.15 (4)	26:20.70 (6)	20:57.73 (8)	18:21.06 (12)	100:05.64
7th	52	Bob Slaney		36:31.32 (15)	26:51.76 (10)	21:37.00 (12)	17:56.76 (9)	102:56.84
8th	40	Simon Herrmann		36:07.32 (12)	27:51.22 (14)	21:32.53 (11)	17:34.01 (6)	103:05.08
9th	41	Aleksi Hoffman		37:21.60 (18)	26:42.58 (8)	20:40.25 (4)	18:53.03 (15)	103:37.46
10th	53	Simon Goodwin		36:24.70 (14)	27:48.19 (13)	21:37.71 (13)	17:47.71 (7)	103:38.31
11th	83	Winz Barbier		35:43.12 (9)	27:58.69 (16)	21:59.66 (15)	18:18.07 (11)	103:59.54
12th	131	Jes Dabelsteen		36:00.06 (11)	27:36.12 (12)	22:06.55 (17)	18:48.52 (13)	104:31.25
13th	55	Martin Nairn		38:13.48 (22)	27:33.87 (11)	21:19.95 (9)	17:55.83 (8)	105:03.13
14th	82	Matthieu Hamel		35:59.76 (10)	28:31.66 (20)	22:28.67 (19)	18:51.47 (14)	105:51.56
15th	47	Anders Rekdal		37:23.54 (19)	28:09.08 (18)	21:43.64 (14)	19:56.18 (17)	107:12.44
16th	68	Lewis Simpson		37:28.57 (20)	28:47.80 (21)	22:45.58 (20)	18:57.68 (16)	107:59.63
17th	63	Kristoffer Engen		36:18.36 (13)	28:23.33 (19)	21:26.08 (10)	21:58.55 (26)	108:06.32
18th	43	Pirmin Schärer		38:03.13 (21)	28:08.95 (17)	22:00.35 (16)	20:29.78 (19)	108:42.21
19th	84	Chris Kennish		38:24.14 (23)	28:53.12 (22)	22:45.75 (21)	19:59.44 (18)	110:02.45
20th	75	Nevin Galmarini		38:38.46 (25)	29:39.86 (25)	22:26.07 (18)	20:30.90 (20)	111:15.29
21st	54	Nick Barber		35:38.91 (8)	26:40.53 (7)	34:17.63 (48)	18:10.95 (10)	114:48.02
22nd	64	David Williams		38:28.48 (24)	30:50.01 (27)	23:29.09 (23)	22:38.19 (27)	115:25.77
23rd	44	Klaas Vanmoortel		40:12.76 (31)	31:26.81 (29)	24:04.71 (26)	20:53.97 (23)	116:38.25
24th	58	Dominick DeMaio		36:37.28 (16)	27:55.33 (15)	27:23.03 (35)	24:48.82 (32)	116:44.46
25th	77	Elijah Burke		39:57.62 (30)	29:46.53 (26)	23:44.89 (25)	23:25.13 (29)	116:54.17
26th	79	Daniel Phillips		39:34.98 (27)	31:55.26 (34)	23:16.09 (22)	22:40.04 (28)	117:26.37
27th	50	Robert Grün		40:56.62 (36)	31:38.03 (31)	24:43.91 (31)	21:34.09 (24)	118:52.65
28th	45	Michael Schneitter		39:35.54 (28)	31:25.05 (28)	24:43.11 (29)	23:35.47 (30)	119:19.17
29th	49	Ben Naturel		40:21.46 (33)	31:29.06 (30)	24:25.89 (28)	24:03.13 (31)	120:19.54
30th	67	Lloyd Hopes		42:32.92 (37)	32:47.93 (35)	25:46.85 (34)	20:53.47 (22)	122:01.17
31st	90	John Day		40:39.52 (34)	32:51.97 (36)	24:23.89 (27)	25:41.77 (34)	123:37.15
32nd	48	Cavey Gilles		44:21.86 (41)	33:49.85 (37)	25:25.43 (32)	27:51.87 (35)	131:29.01
33rd	88	William Greer		44:01.35 (39)	37:40.19 (44)	28:35.33 (39)	29:38.63 (36)	139:55.50
34th	65	John Hurst		43:04.04 (38)	34:29.09 (38)	32:31.70 (47)	31:06.01 (37)	141:10.84
35th	59	Jon Schwartz		40:56.13 (35)	35:55.02 (40)	28:06.24 (38)	36:20.63 (41)	141:18.02
36th	81	Olly Hassall		53:28.12 (50)	35:37.11 (39)	28:03.09 (36)	25:09.75 (33)	142:18.07
37th	89	Philip Jensen		44:12.72 (40)	37:12.44 (42)	28:05.38 (37)	35:57.26 (40)	145:27.80
38th	85	Martin Rupp		46:53.01 (42)	40:42.99 (46)	30:01.93 (40)	34:10.28 (39)	151:48.21
39th	71	Kevin Klein		50:40.41 (45)	38:59.77 (45)	31:08.61 (41)	37:29.31 (44)	158:18.10

Trans Madeira - Day 4




















Juni 07, 2019

OVERALL RESULTS

MEN30

Pos	No.	Name	Team	E1 Pos	E2 Pos	E3 Pos	E4 Pos	Total
40th	80	Brais Novo Perez		52:11.04 (48)	44:03.27 (49)	32:25.47 (46)	31:41.19 (38)	160:20.97
41st	51	Alfonso Puyol		52:57.80 (49)	45:39.71 (50)	31:29.41 (42)	36:34.26 (42)	166:41.18
42nd	62	Francesco Vaiti		49:30.71 (44)	41:41.29 (48)	31:40.65 (43)	45:31.91 (45)	168:24.56
	42	Ralph Caparelli		52:06.74 (47)	37:26.96 (43)	DNS	36:57.17 (43)	-
	61	Ben Challinor		DNF	36:33.31 (41)	31:47.24 (44)	DNS	-
	70	Anders Olsson		DNS	DNS	DNS	DNS	-
	57	Henrik Lilja		DNS	29:09.36 (24)	24:43.79 (30)	20:52.88 (21)	-
	91	Martin Søndergaard		35:08.93 (7)	26:51.72 (9)	20:46.16 (7)	DNS	-
	60	Brian Smith		37:04.21 (17)	28:58.29 (23)	23:30.54 (24)	DNF	-
	69	Rico Pfeifer		39:55.98 (29)	31:46.25 (33)	DNS	21:44.94 (25)	-
	78	Adrian Salvetti		40:14.40 (32)	DNS	DNS	DNS	-
	74	Lewis Vorenkamp		50:47.15 (46)	40:57.63 (47)	32:14.17 (45)	DNS	-
	73	Martin Pringle		47:51.26 (43)	56:51.48 (51)	34:38.47 (49)	DNS	-
	66	Nelio Junior		39:01.07 (26)	31:43.16 (32)	25:41.12 (33)	DNS	-

MEN40

Pos	No.	Name	Team	E1 Pos	E2 Pos	E3 Pos	E4 Pos	Total
1st	93	Cri Maierhofer		<u>34:38.84</u> (1)	27:08.81 (4)	20:40.95 (3)	<u>16:27.06</u> (1)	98:55.66
2nd	99	Antti Laiho		35:50.42 (3)	26:57.72 (2)	<u>20:38.57</u> (1)	16:32.49 (2)	99:59.20
3rd	106	Mark Wilcox		35:37.88 (2)	<u>26:44.00</u> (1)	20:39.22 (2)	17:16.08 (3)	100:17.18
4th	94	Beat Künzli		36:26.24 (4)	27:10.80 (5)	21:27.21 (5)	18:43.51 (4)	103:47.76
5th	96	Linder Dario		37:22.04 (5)	27:03.28 (3)	21:18.09 (4)	21:35.51 (9)	107:18.92
6th	114	Steven Collins		38:05.05 (6)	30:41.59 (8)	23:13.90 (8)	18:47.90 (5)	110:48.44
7th	101	Steven Enger		39:25.35 (9)	31:05.85 (9)	22:01.02 (6)	21:18.89 (8)	113:51.11
8th	115	Phil Fallows		39:39.40 (10)	31:11.11 (10)	24:09.39 (10)	18:56.61 (6)	113:56.51
9th	107	Juan Christen		41:36.77 (13)	28:49.31 (6)	22:44.31 (7)	22:21.35 (11)	115:31.74
10th	108	Martin Mueller		40:44.62 (11)	32:13.21 (12)	23:31.41 (9)	19:46.70 (7)	116:15.94
11th	102	Romain Bayle		41:56.01 (14)	28:53.82 (7)	26:15.63 (14)	22:02.43 (10)	119:07.89
12th	105	Eric Manoukian		43:25.86 (18)	31:16.31 (11)	24:09.73 (11)	23:21.16 (12)	122:13.06
13th	110	Markus Kautetzky		43:30.32 (19)	33:02.17 (15)	31:40.99 (26)	26:16.00 (14)	134:29.48
14th	100	Torkel Öhman		42:29.35 (17)	34:19.19 (17)	26:07.44 (13)	31:40.55 (26)	134:36.53
15th	95	Carl Nielsen		44:28.26 (22)	36:18.64 (23)	28:21.01 (16)	26:55.50 (17)	136:03.41
16th	128	Luke Hodge		42:20.75 (16)	33:00.92 (14)	29:26.68 (19)	31:45.21 (27)	136:33.56
17th	112	Mads Mikkelsen		44:18.57 (20)	35:38.13 (20)	28:14.28 (15)	28:49.06 (18)	137:00.04
18th	127	James Gibbins		41:15.69 (12)	34:01.58 (16)	32:44.74 (29)	29:20.08 (20)	137:22.09
19th	56	Fergal Power		44:26.83 (21)	34:20.77 (18)	29:51.49 (22)	30:13.50 (22)	138:52.59
20th	92	Matthias Lenz		46:32.35 (25)	37:00.79 (24)	30:58.30 (24)	26:34.43 (16)	141:05.87
21st	124	Simon Reader		47:28.59 (26)	36:09.74 (22)	30:42.30 (23)	30:58.97 (24)	145:19.60

Trans Madeira - Day 4

Juni 07, 2019

OVERALL RESULTS

MEN40

Pos	No.	Name	Team	E1 Pos	E2 Pos	E3 Pos	E4 Pos	Total
22nd	122	Sergio Alcamo		48:39.31 (27)	38:43.14 (26)	28:36.84 (18)	30:07.03 (21)	146:06.32
23rd	125	Christoph Tutsch		49:01.21 (28)	39:10.96 (28)	28:29.24 (17)	31:40.51 (25)	148:21.92
24th	121	Riccardo Alessi		52:08.86 (35)	40:13.34 (32)	29:47.03 (21)	28:53.12 (19)	151:02.35
25th	103	Benoit Souyeaux		50:57.96 (32)	39:45.15 (31)	32:06.80 (28)	30:49.07 (23)	153:38.98
26th	126	Ryan Graham		49:06.71 (29)	38:03.82 (25)	31:46.27 (27)	36:40.27 (30)	155:37.07
27th	104	Fabien Rimmermann		49:28.85 (30)	39:42.92 (30)	33:04.59 (30)	35:32.70 (29)	157:49.06
28th	109	Rob Spencer		50:25.58 (31)	40:22.80 (33)	31:31.23 (25)	40:34.93 (31)	162:54.54
29th	123	Tuomo Jääskeläinen		51:35.05 (33)	49:17.09 (36)	35:54.95 (34)	32:26.99 (28)	169:14.08
30th	129	Fabrizio Beggi		56:58.60 (37)	44:39.85 (35)	33:36.20 (33)	42:48.13 (32)	178:02.78
31st	130	Uwe Koch		55:48.41 (36)	49:31.28 (37)	33:05.89 (31)	51:01.27 (34)	189:26.85
98		Ariel Lindsley		DNS	DNS	DNS	DNS	-
97		Armando Pires		DNS	DNS	DNS	DNS	-
120		Ralf Hepp		DNS	39:10.33 (27)	29:43.39 (20)	43:36.80 (33)	-
113		Claudio da Mata		45:30.38 (23)	39:35.72 (29)	DNS	DNS	-
111		Robert Marent		38:47.07 (7)	DNS	DNS	DNS	-
116		Björn Asplund		39:16.17 (8)	32:47.96 (13)	25:36.06 (12)	DNS	-
118		Oli Weinandy		51:40.91 (34)	41:41.36 (34)	33:14.00 (32)	DNS	-
119		Martin Lombardi		42:11.30 (15)	35:32.21 (19)	DNS	25:36.09 (13)	-
117		Frank Lehnen		46:22.35 (24)	35:40.18 (21)	DNF	26:33.62 (15)	-

WOMEN

Pos	No.	Name	Team	E1 Pos	E2 Pos	E3 Pos	E4 Pos	Total
1st	10001	Noga Korem		<u>35:27.12</u> (1)	<u>28:54.77</u> (1)	<u>21:58.78</u> (1)	22:38.83 (2)	108:59.50
2nd	10002	Nathalie Schneitter		38:43.31 (2)	29:06.99 (2)	23:01.94 (2)	23:37.36 (3)	114:29.60
3rd	10007	Julie Baird		40:33.27 (4)	31:43.65 (3)	25:32.73 (4)	24:38.85 (5)	122:28.50
4th	10003	Megan Rose		40:22.54 (3)	33:26.25 (5)	24:56.67 (3)	23:51.47 (4)	122:36.93
5th	10011	Lourdes De la Orden		42:12.06 (6)	33:00.99 (4)	26:40.16 (6)	<u>21:39.08</u> (1)	123:32.29
6th	10006	Megan Chinburg		41:35.17 (5)	54:16.47 (8)	25:51.63 (5)	26:19.16 (6)	148:02.43
7th	10004	Inne Gantois		49:11.32 (7)	38:53.79 (6)	29:50.29 (7)	31:32.87 (7)	149:28.27
	10009	Rachel Sokal		DNS	DNS	DNS	DNS	-
	10010	Ivana Jankovic		DNF	DNS	DNS	DNS	-
	10005	Marita Damry		50:08.93 (8)	48:07.27 (7)	34:51.93 (8)	DNS	-