

Trans Madeira - Day 2

Juni 05, 2019

OVERALL RESULTS

MEN

Pos	No.	Name	Team	E1 Pos	E2 Pos	Total
1st	1	Emanuel Pombo		31:48.88 (1)	23:58.79 (1)	55:47.67
2nd	3	André Bretas		32:34.87 (3)	24:32.63 (2)	57:07.50
3rd	5	Magnus Sørli		32:38.11 (4)	24:47.12 (3)	57:25.23
4th	30	Matt Lombardi		32:15.17 (2)	25:23.76 (6)	57:38.93
5th	2	Ludo May		32:43.66 (5)	25:04.63 (4)	57:48.29
6th	4	Andre Amodt		34:03.99 (7)	25:20.85 (5)	59:24.84
7th	32	Frederik Mikkelsen		33:41.37 (6)	25:50.61 (7)	59:31.98
8th	21	Renaud Havaux		34:13.72 (8)	26:01.74 (8)	60:15.46
9th	6	Nate Corrigan		34:58.85 (9)	26:33.52 (10)	61:32.37
10th	35	Ethan Flanigan		35:23.15 (10)	26:47.10 (11)	62:10.25
11th	8	Matt Vincent		35:56.83 (13)	26:21.37 (9)	62:18.20
12th	11	Christoph Innerebner		35:30.63 (11)	27:12.08 (12)	62:42.71
13th	19	Florian Haertinger		35:40.62 (12)	27:36.47 (14)	63:17.09
14th	18	Daniel Schwerzler		36:20.47 (14)	29:08.56 (19)	65:29.03
15th	27	Francis Cassells		37:12.47 (17)	28:26.41 (16)	65:38.88
16th	33	William Laws		36:46.62 (15)	28:53.74 (17)	65:40.36
17th	10	Christoph Spath		37:33.28 (18)	28:57.19 (18)	66:30.47
18th	13	Jochen Häberle		36:46.89 (16)	30:07.00 (23)	66:53.89
19th	37	Robin Bianchetti		37:53.32 (19)	29:54.04 (22)	67:47.36
20th	14	John Belling		39:25.04 (22)	29:22.36 (20)	68:47.40
21st	22	Mathias Havaux		38:21.94 (20)	30:39.58 (24)	69:01.52
22nd	12	Alexander Kipp		38:50.01 (21)	31:38.46 (26)	70:28.47
23rd	26	Ian Pitchford		40:33.24 (24)	30:40.89 (25)	71:14.13
24th	23	Benjamin Wittorski		42:00.84 (26)	29:43.37 (21)	71:44.21
25th	29	Christoph Schneider		40:16.31 (23)	32:01.85 (27)	72:18.16
26th	16	Johan Nielsen		41:42.20 (25)	33:43.04 (29)	75:25.24
27th	36	Alex Beggi		43:58.74 (28)	32:44.94 (28)	76:43.68
28th	34	Rob Holloway		42:54.19 (27)	34:46.81 (32)	77:41.00
29th	17	Niklas Rothärmel		44:20.46 (29)	34:21.41 (31)	78:41.87
30th	7	Pascal Richner		44:40.01 (30)	36:32.34 (33)	81:12.35
31st	15	Paul Walter		46:04.44 (31)	38:59.60 (35)	85:04.04
	20	James Taormina		DNS	28:12.15 (15)	-
	38	Jeffrey Schmaus		DNS	34:07.60 (30)	-
	9	Maximilian Dörfer		DNS	DNS	-
	25	Joe Groves		DNF	37:16.69 (34)	-
	24	Aiken Collinge		DNF	27:31.73 (13)	-
	28	David Schneider		DNF	DNS	-
	31	Stefan Schenk		DNF	DNS	-

Trans Madeira - Day 2

Juni 05, 2019

OVERALL RESULTS

MEN30













Pos	No.	Name	Team	E1 Pos	E2 Pos	Total
1st	72	Franck Kirscher		32:36.96 (1)	24:28.30 (1)	57:05.26
2nd	46	Anders Skarstein		33:21.20 (3)	24:56.51 (2)	58:17.71
3rd	39	Leo Kokkonen		33:13.31 (2)	25:17.98 (3)	58:31.29
4th	76	Dominic Balz		34:29.50 (5)	25:53.08 (4)	60:22.58
5th	86	Christoffer Brochs		34:37.81 (6)	26:00.06 (5)	60:37.87
6th	87	Oli Carter		34:26.15 (4)	26:20.70 (6)	60:46.85
7th	91	Martin Søndergaard		35:08.93 (7)	26:51.72 (9)	62:00.65
8th	54	Nick Barber		35:38.91 (8)	26:40.53 (7)	62:19.44
9th	52	Bob Slaney		36:31.32 (15)	26:51.76 (10)	63:23.08
10th	131	Jes Dabelsteen		36:00.06 (11)	27:36.12 (12)	63:36.18
11th	83	Winz Barbier		35:43.12 (9)	27:58.69 (16)	63:41.81
12th	40	Simon Herrmann		36:07.32 (12)	27:51.22 (14)	63:58.54
13th	41	Aleksi Hoffman		37:21.60 (18)	26:42.58 (8)	64:04.18
14th	53	Simon Goodwin		36:24.70 (14)	27:48.19 (13)	64:12.89
15th	82	Matthieu Hamel		35:59.76 (10)	28:31.66 (20)	64:31.42
16th	58	Dominick DeMaio		36:37.28 (16)	27:55.33 (15)	64:32.61
17th	63	Kristoffer Engen		36:18.36 (13)	28:23.33 (19)	64:41.69
18th	47	Anders Rekdal		37:23.54 (19)	28:09.08 (18)	65:32.62
19th	55	Martin Nairn		38:13.48 (22)	27:33.87 (11)	65:47.35
20th	60	Brian Smith		37:04.21 (17)	28:58.29 (23)	66:02.50
21st	43	Pirmin Schärer		38:03.13 (21)	28:08.95 (17)	66:12.08
22nd	68	Lewis Simpson		37:28.57 (20)	28:47.80 (21)	66:16.37
23rd	84	Chris Kennish		38:24.14 (23)	28:53.12 (22)	67:17.26
24th	75	Nevin Galmarini		38:38.46 (25)	29:39.86 (25)	68:18.32
25th	64	David Williams		38:28.48 (24)	30:50.01 (27)	69:18.49
26th	77	Elijah Burke		39:57.62 (30)	29:46.53 (26)	69:44.15
27th	66	Nelio Junior		39:01.07 (26)	31:43.16 (32)	70:44.23
28th	45	Michael Schneitter		39:35.54 (28)	31:25.05 (28)	71:00.59
29th	79	Daniel Phillips		39:34.98 (27)	31:55.26 (34)	71:30.24
30th	44	Klaas Vanmoortel		40:12.76 (31)	31:26.81 (29)	71:39.57
31st	69	Rico Pfeifer		39:55.98 (29)	31:46.25 (33)	71:42.23
32nd	49	Ben Naturel		40:21.46 (33)	31:29.06 (30)	71:50.52
33rd	50	Robert Grün		40:56.62 (36)	31:38.03 (31)	72:34.65
34th	90	John Day		40:39.52 (34)	32:51.97 (36)	73:31.49
35th	67	Lloyd Hopes		42:32.92 (37)	32:47.93 (35)	75:20.85
36th	59	Jon Schwartz		40:56.13 (35)	35:55.02 (40)	76:51.15
37th	65	John Hurst		43:04.04 (38)	34:29.09 (38)	77:33.13
38th	48	Cavey Gilles		44:21.86 (41)	33:49.85 (37)	78:11.71
39th	89	Philip Jensen		44:12.72 (40)	37:12.44 (42)	81:25.16

Trans Madeira - Day 2




















Juni 05, 2019

OVERALL RESULTS

MEN30

Pos	No.	Name	Team	E1 Pos	E2 Pos	Total
40th	88	William Greer		44:01.35 (39)	37:40.19 (44)	81:41.54
41st	85	Martin Rupp		46:53.01 (42)	40:42.99 (46)	87:36.00
42nd	81	Olly Hassall		53:28.12 (50)	35:37.11 (39)	89:05.23
43rd	42	Ralph Caparelli		52:06.74 (47)	37:26.96 (43)	89:33.70
44th	71	Kevin Klein		50:40.41 (45)	38:59.77 (45)	89:40.18
45th	62	Francesco Vaiti		49:30.71 (44)	41:41.29 (48)	91:12.00
46th	74	Lewis Vorenkamp		50:47.15 (46)	40:57.63 (47)	91:44.78
47th	80	Brais Novo Perez		52:11.04 (48)	44:03.27 (49)	96:14.31
48th	51	Alfonso Puyol		52:57.80 (49)	45:39.71 (50)	98:37.51
49th	73	Martin Pringle		47:51.26 (43)	56:51.48 (51)	104:42.74
	70	Anders Olsson		DNS	DNS	-
	57	Henrik Lilja		DNS	29:09.36 (24)	-
	78	Adrian Salvetti		40:14.40 (32)	DNS	-
	61	Ben Challinor		DNF	36:33.31 (41)	-

MEN40

Pos	No.	Name	Team	E1 Pos	E2 Pos	Total
1st	93	Cri Maierhofer		<u>34:38.84</u> (1)	27:08.81 (4)	61:47.65
2nd	106	Mark Wilcox		35:37.88 (2)	<u>26:44.00</u> (1)	62:21.88
3rd	99	Antti Laiho		35:50.42 (3)	26:57.72 (2)	62:48.14
4th	94	Beat Künzli		36:26.24 (4)	27:10.80 (5)	63:37.04
5th	96	Linder Dario		37:22.04 (5)	27:03.28 (3)	64:25.32
6th	114	Steven Collins		38:05.05 (6)	30:41.59 (8)	68:46.64
7th	107	Juan Christen		41:36.77 (13)	28:49.31 (6)	70:26.08
8th	101	Steven Enger		39:25.35 (9)	31:05.85 (9)	70:31.20
9th	102	Romain Bayle		41:56.01 (14)	28:53.82 (7)	70:49.83
10th	115	Phil Fallows		39:39.40 (10)	31:11.11 (10)	70:50.51
11th	116	Björn Asplund		39:16.17 (8)	32:47.96 (13)	72:04.13
12th	108	Martin Mueller		40:44.62 (11)	32:13.21 (12)	72:57.83
13th	105	Eric Manoukian		43:25.86 (18)	31:16.31 (11)	74:42.17
14th	127	James Gibbins		41:15.69 (12)	34:01.58 (16)	75:17.27
15th	128	Luke Hodge		42:20.75 (16)	33:00.92 (14)	75:21.67
16th	110	Markus Kautetzky		43:30.32 (19)	33:02.17 (15)	76:32.49
17th	100	Torkel Öhman		42:29.35 (17)	34:19.19 (17)	76:48.54
18th	119	Martin Lombardi		42:11.30 (15)	35:32.21 (19)	77:43.51
19th	56	Fergal Power		44:26.83 (21)	34:20.77 (18)	78:47.60
20th	112	Mads Mikkelsen		44:18.57 (20)	35:38.13 (20)	79:56.70
21st	95	Carl Nielsen		44:28.26 (22)	36:18.64 (23)	80:46.90

Trans Madeira - Day 2

Juni 05, 2019

OVERALL RESULTS

MEN40

Pos	No.	Name	Team	E1 Pos	E2 Pos	Total
22nd	117	Frank Lehnen		46:22.35 (24)	35:40.18 (21)	82:02.53
23rd	92	Matthias Lenz		46:32.35 (25)	37:00.79 (24)	83:33.14
24th	124	Simon Reader		47:28.59 (26)	36:09.74 (22)	83:38.33
25th	113	Claudio da Mata		45:30.38 (23)	39:35.72 (29)	85:06.10
26th	126	Ryan Graham		49:06.71 (29)	38:03.82 (25)	87:10.53
27th	122	Sergio Alcamo		48:39.31 (27)	38:43.14 (26)	87:22.45
28th	125	Christoph Tutsch		49:01.21 (28)	39:10.96 (28)	88:12.17
29th	104	Fabien Rimmermann		49:28.85 (30)	39:42.92 (30)	89:11.77
30th	103	Benoit Souyeaux		50:57.96 (32)	39:45.15 (31)	90:43.11
31st	109	Rob Spencer		50:25.58 (31)	40:22.80 (33)	90:48.38
32nd	121	Riccardo Alessi		52:08.86 (35)	40:13.34 (32)	92:22.20
33rd	118	Oli Weinandy		51:40.91 (34)	41:41.36 (34)	93:22.27
34th	123	Tuomo Jääskeläinen		51:35.05 (33)	49:17.09 (36)	100:52.14
35th	129	Fabrizio Beggi		56:58.60 (37)	44:39.85 (35)	101:38.45
36th	130	Uwe Koch		55:48.41 (36)	49:31.28 (37)	105:19.69
	98	Ariel Lindsley		DNS	DNS	-
	120	Ralf Hepp		DNS	39:10.33 (27)	-
	111	Robert Marent		38:47.07 (7)	DNS	-
	97	Armando Pires		DNS	DNS	-

WOMEN

Pos	No.	Name	Team	E1 Pos	E2 Pos	Total
1st	10001	Noga Korem		<u>35:27.12</u> (1)	<u>28:54.77</u> (1)	64:21.89
2nd	10002	Nathalie Schneitter		38:43.31 (2)	29:06.99 (2)	67:50.30
3rd	10007	Julie Baird		40:33.27 (4)	31:43.65 (3)	72:16.92
4th	10003	Megan Rose		40:22.54 (3)	33:26.25 (5)	73:48.79
5th	10011	Lourdes De la Orden		42:12.06 (6)	33:00.99 (4)	75:13.05
6th	10004	Inne Gantois		49:11.32 (7)	38:53.79 (6)	88:05.11
7th	10006	Megan Chinburg		41:35.17 (5)	54:16.47 (8)	95:51.64
8th	10005	Marita Damry		50:08.93 (8)	48:07.27 (7)	98:16.20
	10009	Rachel Sokal		DNS	DNS	-
	10010	Ivana Jankovic		DNF	DNS	-